







# How to Separate and Dispose of Garbage and Recyclables

英語

## Basic rules for garbage disposal

- Please check the following rules and dispose of garbage to the collection point by 8:00 a.m. on the collection day.
  - To use recyclable garbage effectively, they are collected by categories. Before disposal, please separate garbage by categories.
  - Recyclables, Non-burnable and Oversized garbage are collected by categories (materials) per collection cars respectively.
  - It is a crime to take out recyclables from the collection point. Do not carry away recyclable goods put at the collection point by others.
  - When having a large amount of trash due to moving-out or in, you cannot put them out at the collection point. Please contact Environmental Section (049-258-0019) or bring them to the Environmental Center directly by yourself.
  - Collection days vary depending on the area. Make sure to check attached "Garbage Collection Calendar" and confirm the schedule and items of your area.
  - You cannot dispose of garbage for business purpose. Please contact Environmental Section (049-258-0019) for more detailed information on the disposal.
- ※You may have troubles with the neighbors when ignoring the rule of garbage disposal.

Categories	Items	Disposal procedures	Collection Day
Non-burnable Garbage	Pans, Vases, Wire frames of umbrellas, Cans other than beverages · Paint cans · Oil cans (Empty the can before disposal), Home electric appliances that are less than 50cm (remove batteries), Glasses · Potteries · Blades (Wrap sharp objects in a paper), etc. ※Items that are 50cm or longer are oversized garbage.	Separate the garbage into items and put them in transparent or semi-transparent bags.	Zone A/ Tuesday Zone B/ Monday ※ every other week
Harmful Garbage	Dry-Cell Batteries(put them in the special bag for batteries), Fluorescent lights, Mercury thermometers, Mirrors · Lighters, Spray cans, Cooking gas canister(Empty them before disposal, and remove caps), etc.	Separate the garbage into items and put them in transparent or semi-transparent bags. Fluorescent lights and Mercury thermometers: Put them in the attached case.	
Oversized Garbage	Material combustible, with longest side of 30cm or more, material incombustible, with a length of 50cm or more, home appliances, large furniture, futon, etc. ※Some bulky waste items require a fee.	If many of large articles are disposed at once, collecting will be impossible. Please dispose it separately. (Up to 1 articles per one household). Please disassemble it in small pieces as far as possible.	
Magazines Other paper items	 All items with this logo Magazines, Catalogs, Envelopes, Paper bags, Paper boxes, Wrapping papers, Small papers, Shredded paper, etc.	Put them in a paper bag, etc. and bundle them. Magazines · Catalogs: Fold and bundle them with a string. When disposing of shredded papers, please put them in another bag.	
Newspapers	Newspapers (including Flyers and Newspaper insert)	Fold and bundle newspapers(including Flyers and Newspaper insert) with a string.	
Cardboard	 Cardboard	Fold and bundle only cardboard with a string.	
Cartons	 Beverage cartons	Fold and bundle only beverage cartons with a string. Aluminum-coated cartons should be put out as burnable garbage.	
Cloth	Cloths, Blankets · Towels · Sheets · Curtains, Socks, Hats, Underwears, Bags (You can't dispose of dirty clothing · cloth, stuffed toys, shoes, toilet seat covers and cushions.)	Put them in transparent or semi-transparent bags. ※Leave buttons / zippers on the clothes	
Plastic Containers/ Packaging	 All items with this logo. Expanded polystyrene, Containers made of styrofoam, Caps / Labels of PET bottles, Plastic bags of confectioneries, Containers of noodles, Tubes of mayonnaises, Packs of eggs, Plastic shopping bags, etc.	Put them in transparent or semi-transparent bags. Empty containers such as food, beverages, seasonings, detergents, remove waste. If the dirt still remains, dispose of them as burnable garbage.	
PET Bottles	 PET bottles with this PET bottle logo. PET bottles for / of beverage, etc.	Remove caps · labels, rinse the inside with water, flatten PET bottles and put them in the designated yellow-green mesh bag for PET bottles at collection place.(Do not put them in the plastic bags.)	
Beverage Cans	 Cans of beverages such as juice or beer (You can't dispose of cans other than those of beverages such as cans of canned food, cookie cans, spray cans and paint cans. These items should be put out as non-burnable garbage.)	Remove caps, rinse the inside with water and put them in the designated dark green mesh bag for beverage cans at collection place.(Flatten aluminum cans. Do not flatten steel cans. Do not put them in the plastic bags.)	
Bottles	Bottles of beer, alcohol, beverage, coffee, food such as seasoning, cosmetics. (You can't dispose of glass cups, dishes and potteries.) ↑Please put it out on the "Non-burnable Waste"	Remove caps, rinse the inside with water and sort bottles by color: "colored bottles" or "transparent or white bottles".	
Plastics other than Packaging Containers	Polyethylene plastic buckets, Polyethylene tanks, Rulers, Toys, Toothbrushes, Floats, Ballpoint pens, Clothing cases, Plastic hangers, Video cassettes, CD, etc.	Put them in transparent or semi-transparent bags. Video cassettes, Cassette tapes: Separate them from other items and put them in the bags.	
Burnable Garbage	Kitchen garbage, Paper scraps, Used cooking oil (Either solidify the oil or absorb the oil in paper), Stuffed Toys, Cushions, Disposable diapers (remove waste), Shoes, Rubber products, Small branches, Splinter of wood, etc.	Put them in transparent or semi-transparent bags. Kitchen garbage: Drain liquid completely before disposal.	Zone A/ Monday and Thursday Zone B/ Tuesday and Friday

Items That are Not  
Collected by  
Miyoshi-town

TVs, Refrigerators, Washing machines, Clothes dryer, Air conditioners, Personal computers, Bikes, Tires · Wheels, Fuel such as gasoline, Car Batteries, Products of vehicle-related such as motors, bumpers and mufflers, Altars, Safes, Pinball(Pachinko) machine · Slot machines, Bathtubs, Bath boilers, Pianos, Electric appliances for business use, Medical appliances such as chemicals or syringes, Fire extinguishers, Gas canisters, Liquid fuel · Waste oil, Paints, Stone materials such as block · Soil · Cement, Big logs or Roots of a tree, Building materials

※For more information, please call Miyoshi-town Environmental Section (049-258-0019)